

# EASY-TO-INSTALL

## Home Security Bars



**INSTALLS  
IN MINUTES!**

*No need for special tools!*

Canada's #1 Selling Security Bars

**MR. GOODBAR®**  
The Original Home Security Bars

## FEATURES AND BENEFITS

- ▶ visual deterrent, lets thieves know you are not an easy target
- ▶ physical deterrent which electronic security systems do not provide
- ▶ economical home security
- ▶ easy-to-install, protect your home in minutes
- ▶ attractive designs, in a white finish, blend with any decor
- ▶ durable, baked-on powder coated finish
- ▶ top quality, cold-rolled steel construction for unyielding strength
- ▶ steel rods (roll bars) inside the tubing (except series A & B) make bars hacksaw resistant
- ▶ all models and sizes adjust for a perfect fit every time
- ▶ tamper-resistant mounting hardware makes removal of screws extremely difficult
- ▶ next business day shipping on special orders
- ▶ lifetime warranty

## TYPICAL USES

- ▶ basement windows
- ▶ garage windows
- ▶ any other vulnerable windows
- ▶ cottages
- ▶ store fronts
- ▶ office security
- ▶ shop security
- ▶ construction sites
- ▶ wine cellars
- ▶ computer rooms
- ▶ sheds

**Q** Why is **MR. GOODBAR®** Canada's #1 Security Bar?

**A** **MR. GOODBAR®** offers you the:

- ✓ widest range of available sizes
- ✓ easiest installation
- ✓ highest quality components
- ✓ most durable and attractive finish
- ✓ highest level of customer service

Add our lifetime warranty and it's easy to see why **MR. GOODBAR®** is the best value and Canada's #1 choice for security bars.

**Q** Do I need security bars on **ALL** my windows?

**A** Most people find they like the added security of bars on their basement, back door, and garage windows. Security bars may be used on any window in your home or business, especially remote, out-of-the-way, or poorly lit windows.

**Q** How can I protect an emergency-exit window?

**A** Our Keyless Quick Release System (page 10) will allow you to quickly escape your home in case of an emergency without compromising your security.

**Q** Will security bars make my windows look ugly?

**A** No. The attractive design and white powder coating blend in with any décor. The powder coating also works as an excellent base if you wish to paint them to match your home.

**Q** What prevents a burglar from cutting through the bars?

**A** We insert round steel rods (roll bars) in our tubing. These roll bars resist being cut by a saw because they simply spin around, making it nearly impossible to cut through the tubing.

**Q** What prevents a burglar from reaching in and undoing the screws?

**A** We include metal inserts with the mounting hardware. The Robertson style screws that we use have a square hole in the centre of the head. After the bars are installed the metal inserts are tapped into the heads to fill the hole. This makes the screws tamper-resistant and extremely difficult for anyone to remove.

**Q** Do I need special tools to install the bars?

**A** You will only need a tape measure, pencil, Robertson (square head) screwdriver, drill, and small hammer. A level is also useful.

**Q** Is hardware included for the installation of the bars?

**A** Yes, you will find mounting screws inside the package, along with detailed installation instructions.

**Q** What should I use to secure my patio door?

**A** The **MR. GOODBAR®** steel Patio Door Bar (page 12), fastened into both the frame and the door, securely locks your patio door.

**Q** Which windows in my home are most vulnerable?

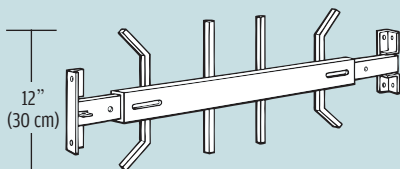
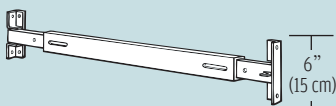
**A** Remote, out-of-the-way, or poorly lit windows are the easiest target for an intruder. Typical examples are basement windows, back or side door windows, and sliding patio doors. **MR. GOODBAR®** has a secure solution for all of these windows.

**Q** Where can I buy **MR. GOODBAR®** Home Security Bars?

**A** **MR. GOODBAR®** Home Security Bars can be found in Canada's premiere home improvement centres.

**SERIES A:**

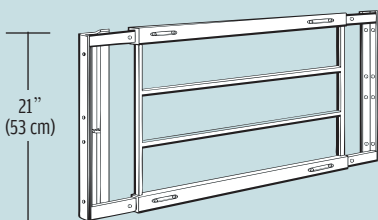
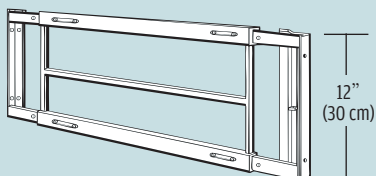
Suitable for openings from  
6-14" (15-36 cm) high

**SERIES B:**

Suitable for openings  
from 12-22" (30-56 cm)  
high

**SERIES C:**

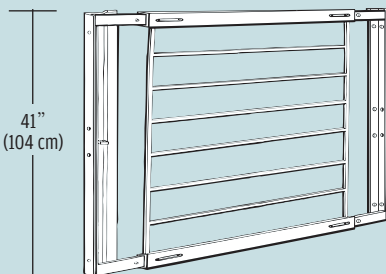
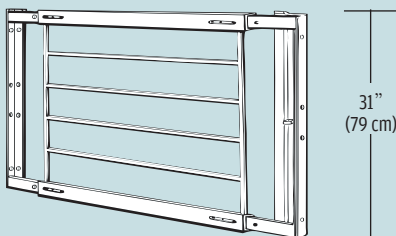
Suitable for openings  
from 12-24" (30-61 cm)  
high

**SERIES D:**

Suitable for openings  
from 21-33" (53-84 cm)  
high

**SERIES E:**

Suitable for openings  
from 31-43" (79-109 cm)  
high

**SERIES F:**

Suitable for openings  
from 41-53" (104-135 cm)  
high

## ADJUSTABLE WIDTHS

21-29" (53-74 cm)

29-42" (74-107 cm)

42-54" (107-137 cm)

52-64" (132-163 cm)

62-74" (157-188 cm) except Series A & B


## LARGER SIZES:

- ▶ for extra wide windows, join two or more bars together with our JOINING POST (page 11).
- ▶ for tall windows, simply mount multiple bars or install the bars vertically.

**We can provide cost effective security solutions for any residential, commercial or industrial applications.**

**Call us at 1.800.661.7555  
or visit us at  
[www.goodbarsecurity.com](http://www.goodbarsecurity.com)**

## HOW TO READ OUR LABELS



'3' indicates Removable models  
'2' indicates Hinged model  
'1' indicates Fixed model

Minimum and maximum width

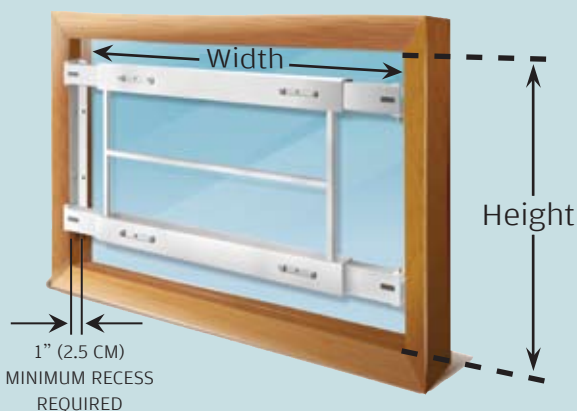
Specifies series  
(see opposite page)

Our unique, **UNIVERSAL MOUNTING SYSTEM** allows you the flexibility to mount your window bars on either:

- ▶ the inside of the window frame or
- ▶ the surface of the window trim


## INSIDE MOUNT

- ▶ Measure the inside of the window frame



## SURFACE MOUNT

- ▶ Measure the outside of the window trim



- ▶ Ensure that studs are located behind the mounting bracket.

## SLIDING ADJUSTMENT GUARANTEES A PERFECT FIT EVERY TIME

# 1

Attach left guide rail.

# 2

Temporarily position  
the right guide rail.

# 3

Slide grille onto left  
guide rail.

# 4

Slide right guide rail  
into grille, reposition,  
and secure.



Detailed instructions included with product.



## HINGED MODEL (SWING-AWAY)



- ▶ These are the choice when you want to open your window bars for cleaning or maintenance or for windows used for emergency exits.
- ▶ May be secured with either a padlock or with our Keyless Quick Release system (page 10) (sold separately) for emergency escape \*

## FIXED MODEL



- ▶ These window bars do not open and are designed for permanent installation.
- ▶ Perfect for garage and shed windows, store fronts, shop and office security.

## REMOVABLE MODEL



- ▶ Suitable for infrequent or temporary applications, like cottage windows or storefronts.

\* Typically, windows in sleeping rooms and in basements with habitable space are used as a secondary means of escape. Consult your local building and fire codes or ask your local fire department to recommend secondary escapes.

## LOCKS INTRUDERS OUT! DOESN'T LOCK YOU IN!

The **MR.GOODBAR®** Keyless Quick Release Locking System is a safe, reliable accessory for locking your window bars. It is easy to use by every member of your household, young or old. A simple pull on the safety release pin drops the rod and allows our hinged window bars to swing open smoothly.

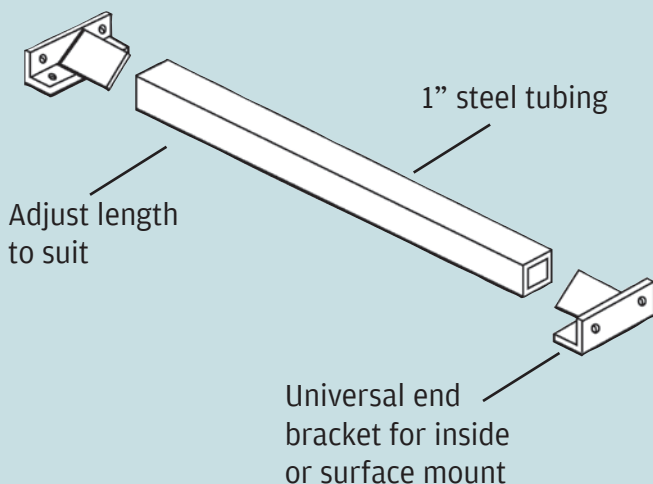


Use on either inside or surface mount applications. Maximum depth for inside mount is 1" (2.5cm). Standard model is right hand opening and fits Series A,B,C & D windows bars.

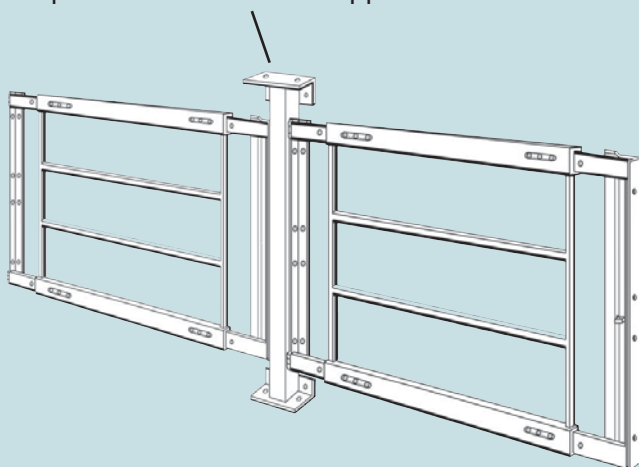
### **Available by special order:**

- ▶ left hand opening model
- ▶ extended model for Series E & F window

Use the **MR.GOODBAR®** joining post to connect two or more **MR.GOODBAR®** grilles to fit larger openings.



Example of **JOINING POST** application



## AVAILABLE SIZES

**JP 36:** for openings up to 36" (91 cm)

**JP 46:** for openings up to 46" (117cm)



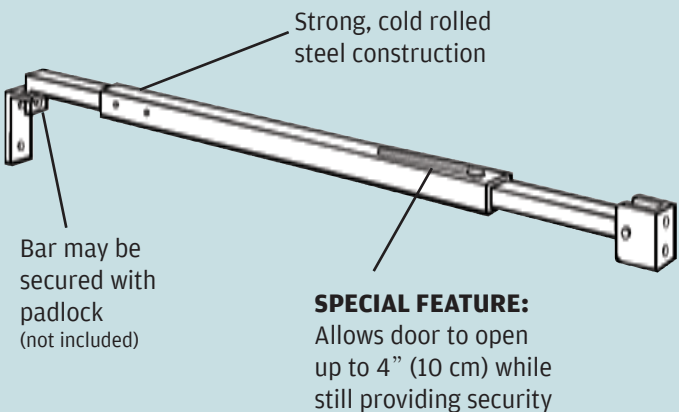
## CAN YOU TRUST YOUR PATIO DOOR LOCK FOR SECURITY?

It is very simple to pry open standard locks on most patio doors.

Our steel Patio Door Bar, fastened into both the frame and the door, securely locks your patio door.

## Additional Features

- ▶ Folds out of the way when not needed.
- ▶ Opens up to 4" (10 cm) while still remaining locked. This allows fresh air in or small pets out.
- ▶ Durable white powder coated finish



## AVAILABLE SIZES

**PD 60:** For 5' (152 cm) Patio Door

**PD 72:** For 6' (183 cm) Patio Door

**PD 96:** For 8' (244 cm) Patio Door (special order only)

### WINDOWS IN BACK DOORS ARE POPULAR TARGETS FOR VANDALS.



It is easy for an intruder to break the window and reach in to unlock the door.

The **MR.GOODBAR®** Back Door Window Grille is a reliable theft deterrent product.

### Additional Features

- ▶ Prevents thieves from reaching through and opening the door
- ▶ Typically used on back doors, side doors, garage doors, or doors to storage areas
- ▶ Can be installed on either side of the door
- ▶ Contemporary lines and clean styling in a durable white powder coated finish
- ▶ Tamper resistant carriage head bolts

### AVAILABLE SIZES

**BD 26:** 24" (61cm) wide, 26" (66cm) high

**BD 40:** 24" (61cm) wide, 40" (102cm) high

## PRESIDENT'S MESSAGE

Our intent when creating **MR.GOODBAR®** was to provide do-it-yourself home security bars that are easy to install, economical, and attractive. I think you'll agree, from typical customer comments, that our mission was successful.

For the past 30 years, we have continued to improve on an already high-quality product. One of the design innovations that we're most proud of is the steel roll bar inside the tubing. The design provides an extra defence against hacksaw blades, keeping you and your family safe and worry-free.

We invite you to see for yourself how our state-of-the-art products can meet your home and business security needs. And thank you for making **MR.GOODBAR®** Canada's #1 selling security bars.

Sincerely,

Jeff Johnson  
President

## CUSTOMER COMMENTS

*"Great value. Looks great on my house!"*

*"Good solid grille, easy installation too!"*

*"Excellent product, I like the nice white colour."*

*"I live alone and I feel much safer in my house since installing your security grilles."*

*"The roll bars are a great invention."*

*"My husband and I installed the window guard all by ourselves, actually all I did was help him hold the window while he used the drill to install the screws. It took us only about 20 minutes. The guard gave the window a nice décor."*

# THE MR.GOODBAR<sup>®</sup> GUARANTEE

At MR. GOODBAR<sup>®</sup>, we take pride in the design and quality of our security bars. Only the best materials are used to create the most advanced security bars technology can produce. Our security bars will remain strong and attractive for the lifetime of the building in which they are installed.

At MR. GOODBAR<sup>®</sup>, providing you with durable and high quality security bars and accessories is our #1 concern - we guarantee it!

**For More Information**

Visit us at

**[www.goodbarsecurity.com](http://www.goodbarsecurity.com)**

or

Call our toll-free support line

**1.800.661.7555**

**MR. GOODBAR<sup>®</sup>**

**The Original Home Security Bars**

[www.goodbarsecurity.com](http://www.goodbarsecurity.com) 1-800-661-7555

Calgary, Alberta, Canada

# PEACE OF MIND

Since 1977, **MR. GOODBAR®** has been manufacturing quality security products for residential, commercial, industrial and institutional use. A quarter century of field experience and product development has made **MR. GOODBAR®** the #1 selling security bars in Canada.

Our security bars are an effective visual and physical deterrent and should be a vital part of your home security system.

We know that using **MR. GOODBAR®** security products will give you and your family the peace of mind you deserve.

# CONTENTS

<b>Why YOU NEED Mr. Goodbar® Security Bars</b>	
Features and Benefits _____	<b>2</b>
Typical Uses _____	<b>2</b>
<b>Your Questions Answered _____</b>	<b>3-4</b>
<b>Window Bars</b>	
Sizes _____	<b>5-6</b>
Measuring _____	<b>7</b>
Installation _____	<b>8</b>
Models _____	<b>9</b>
<b>Keyless Quick Release (Emergency Exits) _____</b>	<b>10</b>
<b>Joining Posts _____</b>	<b>11</b>
<b>Patio Door Bars _____</b>	<b>12</b>
<b>Back Door Grilles _____</b>	<b>13</b>
<b>From The President _____</b>	<b>14</b>